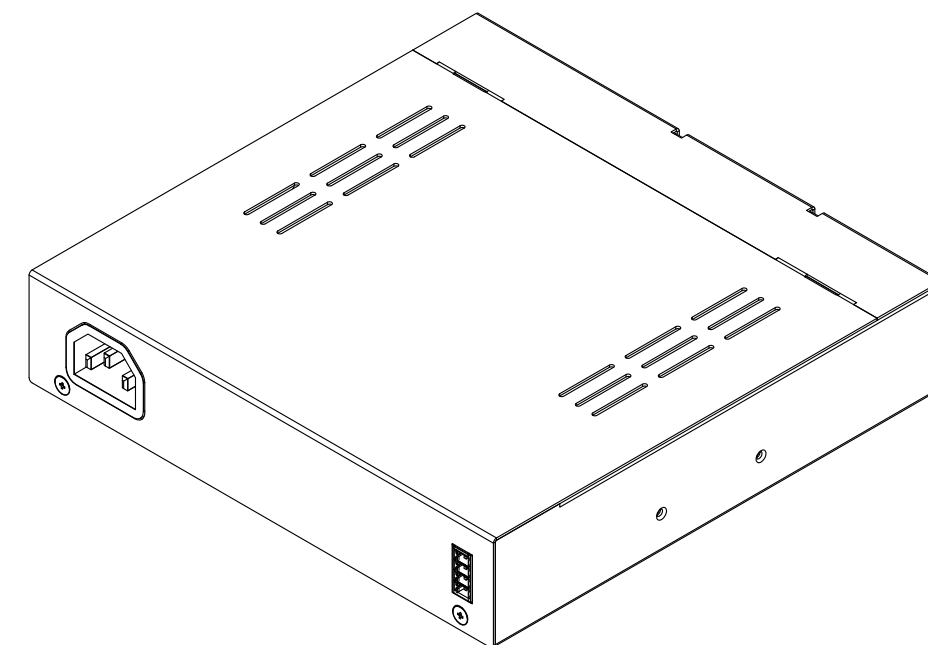
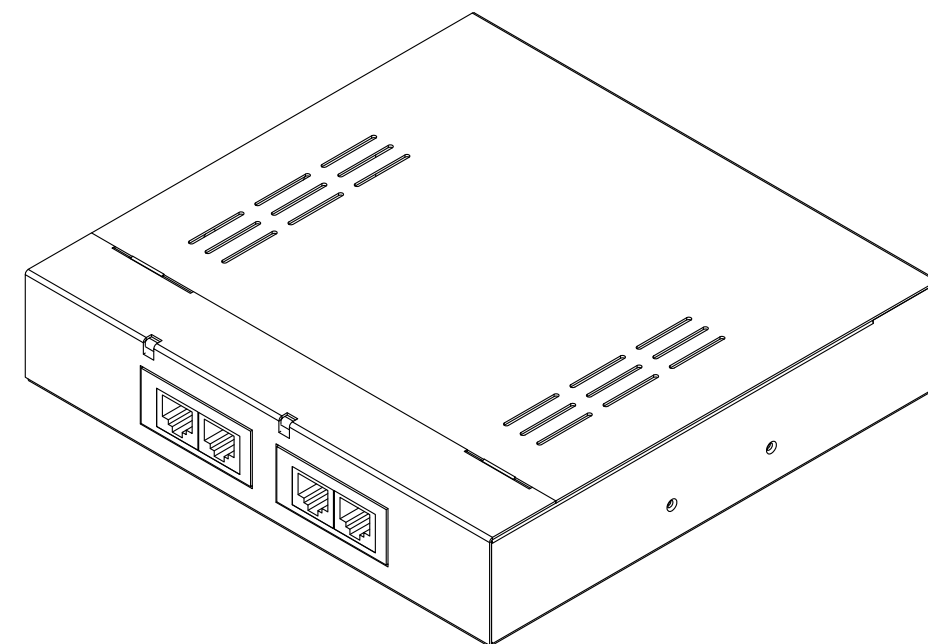
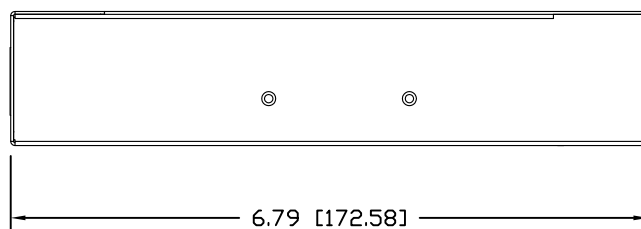
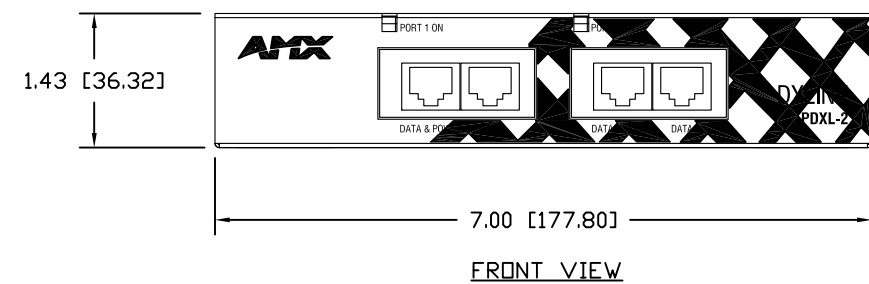
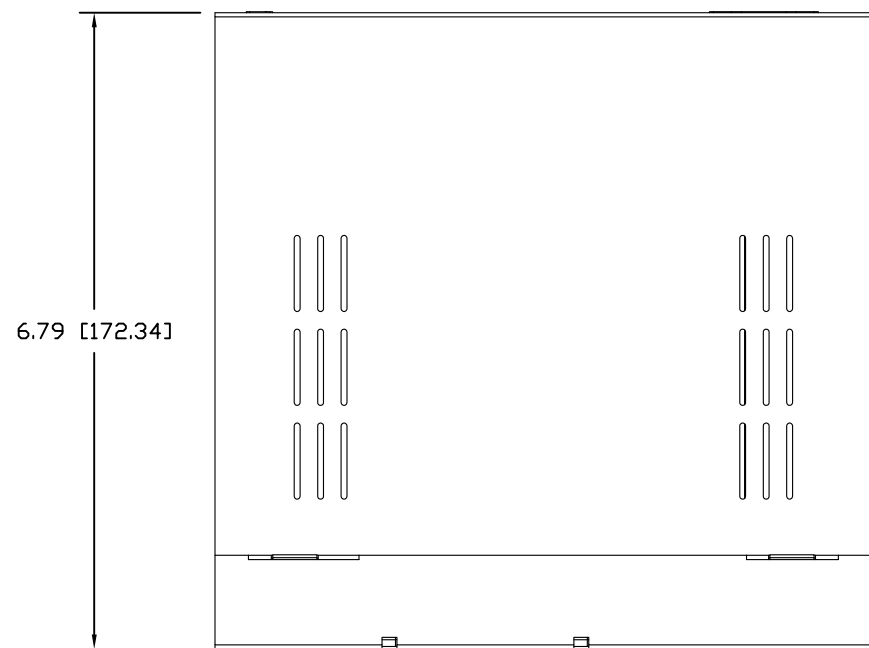


NOTES, UNLESS OTHERWISE SPECIFIED:

1. ALL DIMENSIONS IN [] ARE MILLIMETERS.

REVISIONS				
REV	ECN	DESCRIPTION	DATE	APPROVED
A	20352	INITIAL RELEASE	01/10/13	P. LE



REAR VIEW

FRONT VIEW

UNLESS OTHERWISE STATED, THE ARTICLE SPECIFIED SHALL BE RoHS COMPLIANT PER EU DIRECTIVE 2002/95/EC

NOTICE: This drawing is the property of AMX LLC. All information contained herein that is not generally known shall be confidential except to the extent the information has been previously established. This drawing may not be copied, reproduced, or used as the basis for manufacture or sale without written permission.

UNLESS OTHERWISE SPECIFIED

TOLERANCE ON DECIMAL DIMENSIONS: .X = ± 0.1
.XX = ± 0.01
.XXX = ± 0.005
ANGLES: ± 0.5°

SURFACE FLATNESS .003 TIR PER LINEAR INCH ALL DIMENSIONS IN INCHES.

DO NOT SCALE DRAWING

THIRD ANGLE PROJECTION



AMX LLC
3000 RESEARCH DRIVE
RICHARDSON, TX 75082

PICTORIAL,
DUAL PWR OVR DXLINK CNTRL,
PDXL-2

SIZE D	DWG. NO. 95-1090-170	REV. A
SCALE 1/1	ACAD FILE NO. 95-1090-170_A	SHEET 1 OF 1