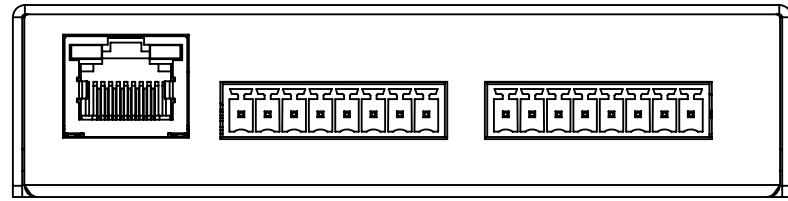
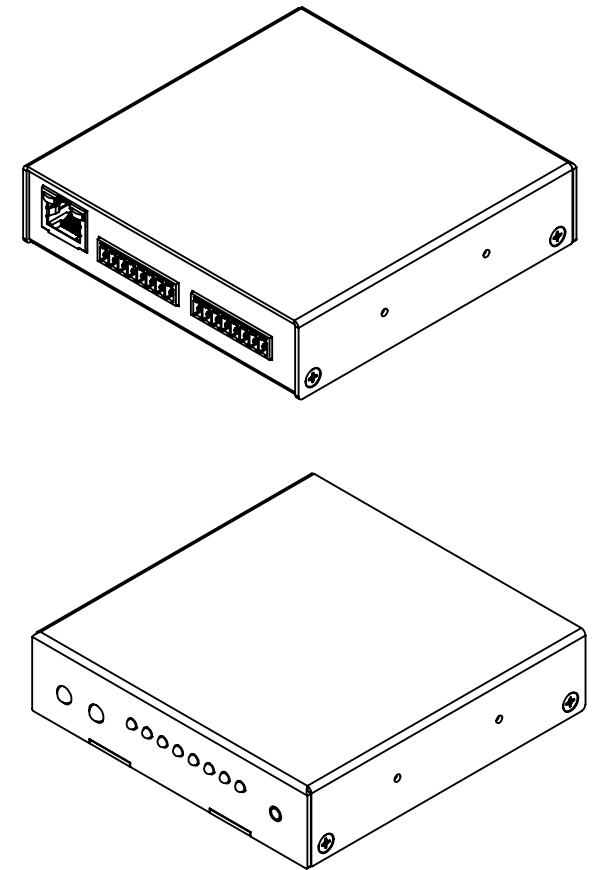
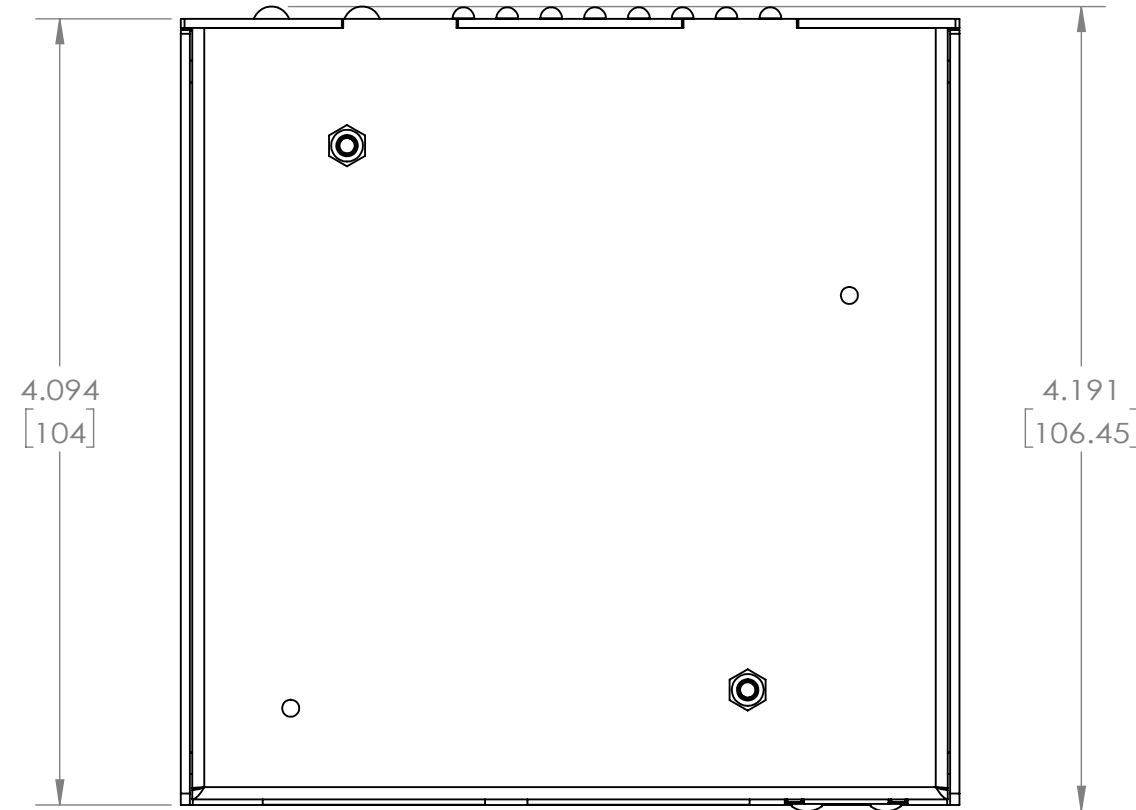

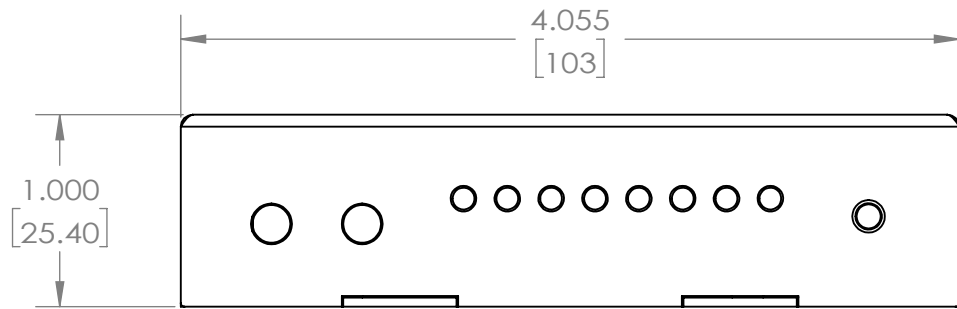


REVISION HISTORY			
DATE	REV.	DESCRIPTION	BY
2023/4/20	A	Initial release	PXiong



BACK VIEW



NOTES:

- Unit: inch / [mm]
- Detailed dimension refer to DXF/DWG files

2023 © HARMAN INTERNATIONAL INDUSTRIES, INCORPORATED. ALL RIGHTS RESERVED. DO NOT USE, DISCLOSE, SELL, REPRODUCE, PUBLISH OR MODIFY WITHOUT AUTHORIZED WRITTEN HARMAN PERMISSION.

ROHS
RESTRICTION OF HAZARDOUS SUBSTANCES
ALL MATERIALS USED IN THIS PART MUST BE ROHS COMPLIANT
SUPPLIER SHALL PROVIDE A CERTIFICATE OF ROHS COMPLIANCE WITH THE FIRST ARTICLE.

THIRD ANGLE PROJECTION

DRAWN BY
PXiong

DESIGNED BY
PXiong

PROJECT MANAGER/ENGINEER
Xiong, Panden

DATE
2023/4/4

DATE
2023/4/4

DIMENSIONS SHOWN ARE FOR REFERENCE AND INSPECTION ONLY. REFER TO CAD MODEL PROVIDED WITH THIS DRAWING FOR OVERALL DEFINITION OF PART GEOMETRY.

DATE
2023/4/4

DATE
2023/4/4

HARMAN

TITLE
DWG, PICTORIAL, CE-REL8

NO. **AMX-CEB002** REV **A**

SIZE **B** SCALE **1:1** DO NOT SCALE DRAWING SHEET **1** OF **1**