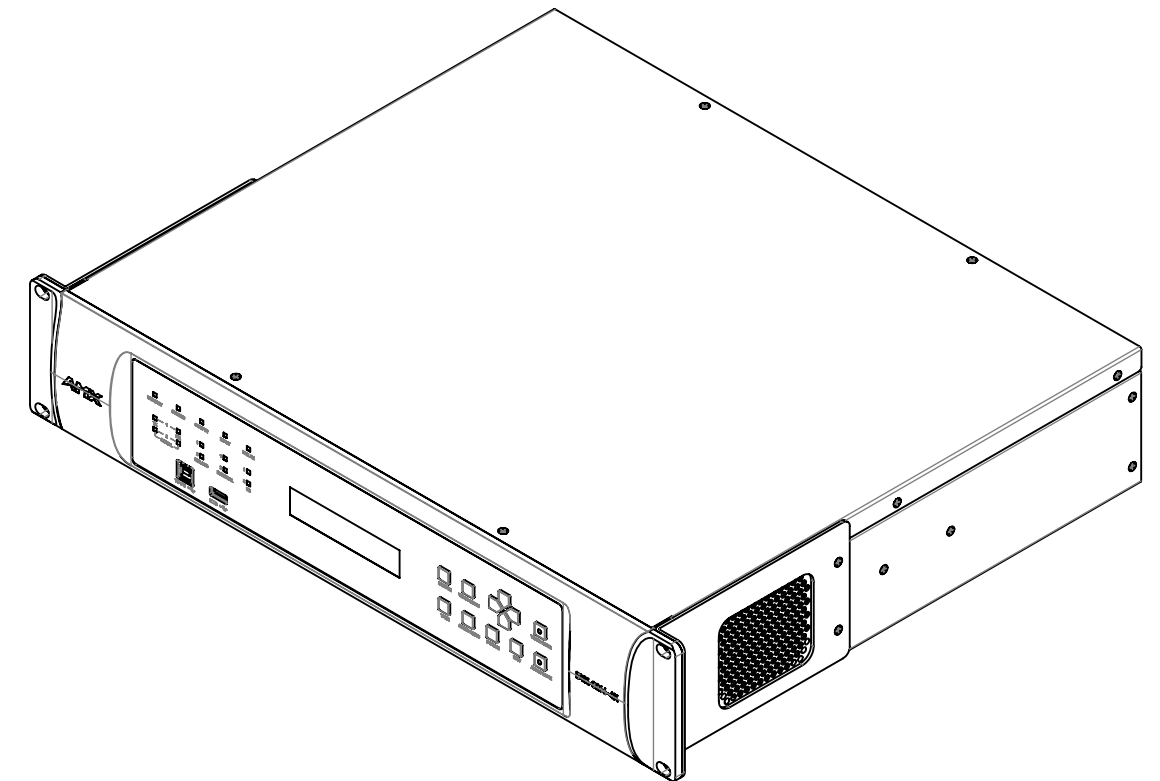
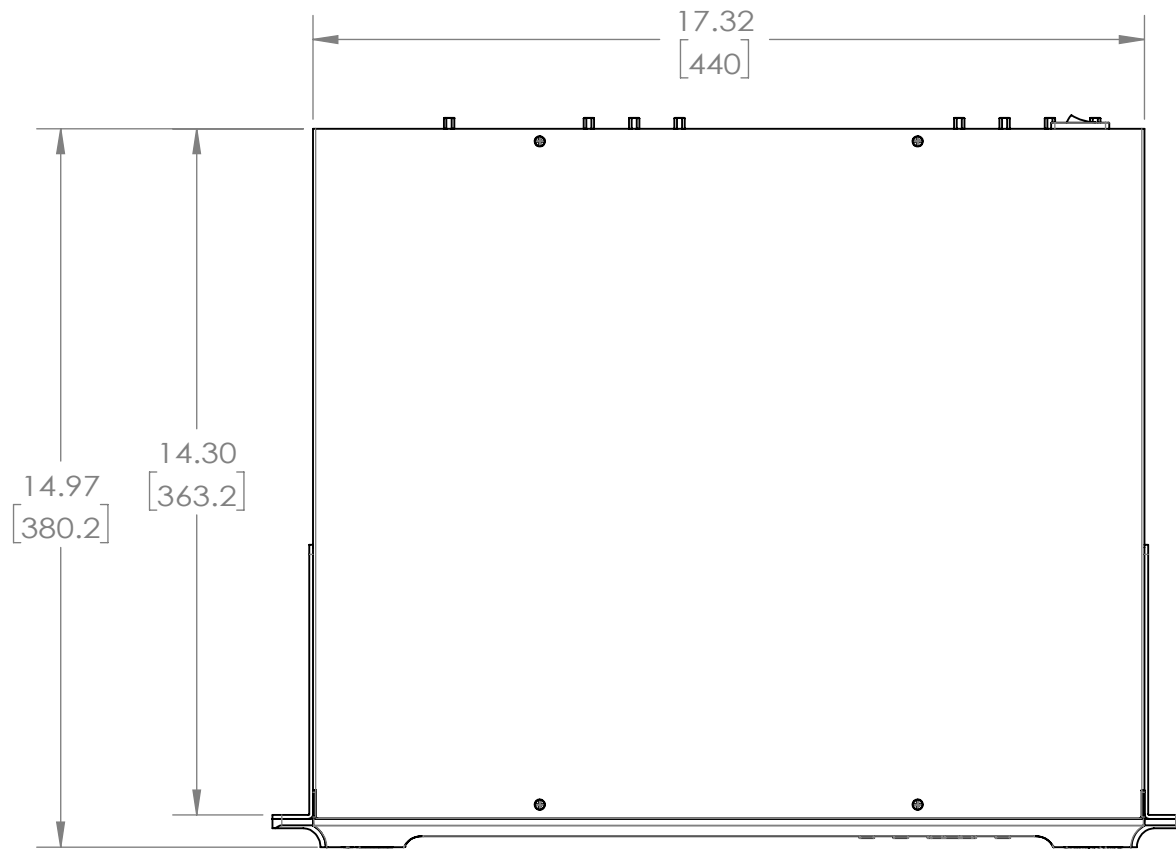
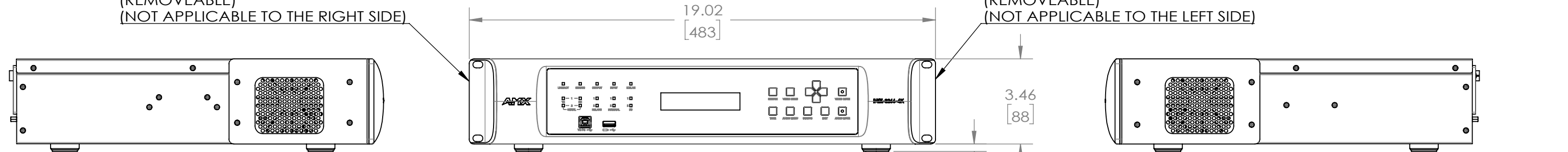


REVISION HISTORY			
DATE	REV.	DESCRIPTION	BY
2020/2/11	A	INITIAL RELEASE	PANDEN XIONG

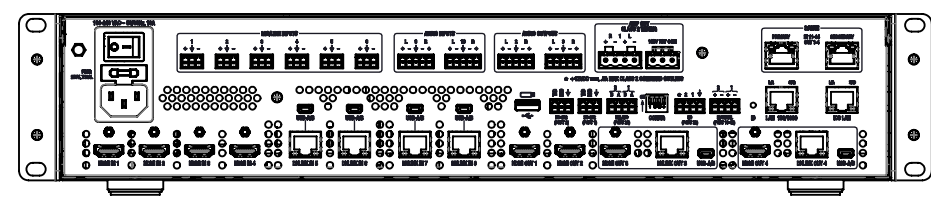


RACK MOUNT BRACKET, LEFT  
(REMOVEABLE)  
(NOT APPLICABLE TO THE RIGHT SIDE)

RACK MOUNT BRACKET, RIGHT  
(REMOVEABLE)  
(NOT APPLICABLE TO THE LEFT SIDE)



RUBBER FOOT (4X)  
(REMOVEABLE)



BACK VIEW

- NOTES:
- Unit: inch [mm]
  - Detailed dimensions refer to the DWG/DXF file.

<small>PROPRIETARY AND CONFIDENTIAL PROPERTY OF HARMAN. DO NOT DISCLOSE, REPRODUCE, OR PUBLISH WITHOUT WRITTEN HARMAN APPROVAL.</small>				<h1>HARMAN</h1>	
<b>ROHS/REACH</b> <small>RESTRICTION OF HAZARDOUS SUBSTANCES/REGISTRATION, EVALUATION, AUTHORIZATION, AND RESTRICTION OF CHEMICALS</small> <small>ALL MATERIALS USED IN THIS PART MUST BE ROHS/REACH COMPLIANT.</small> <small>SUPPLIER SHALL PROVIDE A CERTIFICATE OF ROHS COMPLIANCE AND A REACH DECLARATION OF SUBSTANCES WITH THE FIRST ARTICLE.</small>		<small>DIMENSIONS SHOWN ARE FOR REFERENCE AND INSPECTION ONLY. REFER TO CAD MODEL PROVIDED WITH THIS DRAWING FOR OVERALL DEFINITION OF PART GEOMETRY.</small>			
DRAWN BY <b>Panden Xiong</b>	DATE 2020/2/11	DESIGNED BY	DATE 2019/12/19	NO. <b>FG1906-0401_PICTORIAL</b>	REV <b>A</b>
PROJECT MANAGER/ENGINEER		SIZE <b>B</b>	SCALE <b>1:4</b>	DO NOT SCALE DRAWING	SHEET OF <b>1</b> OF <b>1</b>