

REVISION HISTORY			
DATE	REV.	DESCRIPTION	BY
2020/7/14	B	DRAWING NUMBER CHANGED.	PXiong

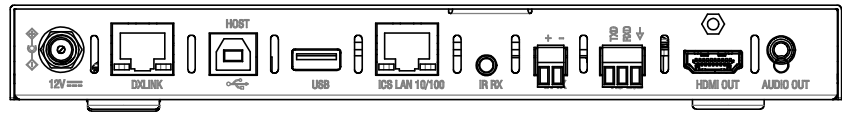
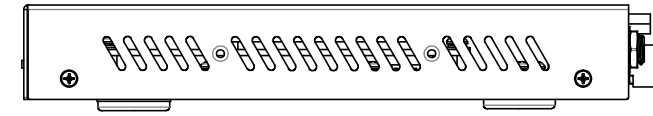
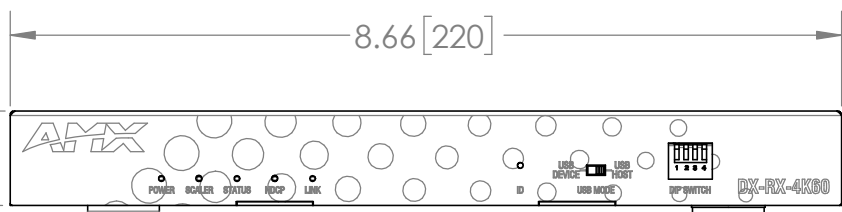
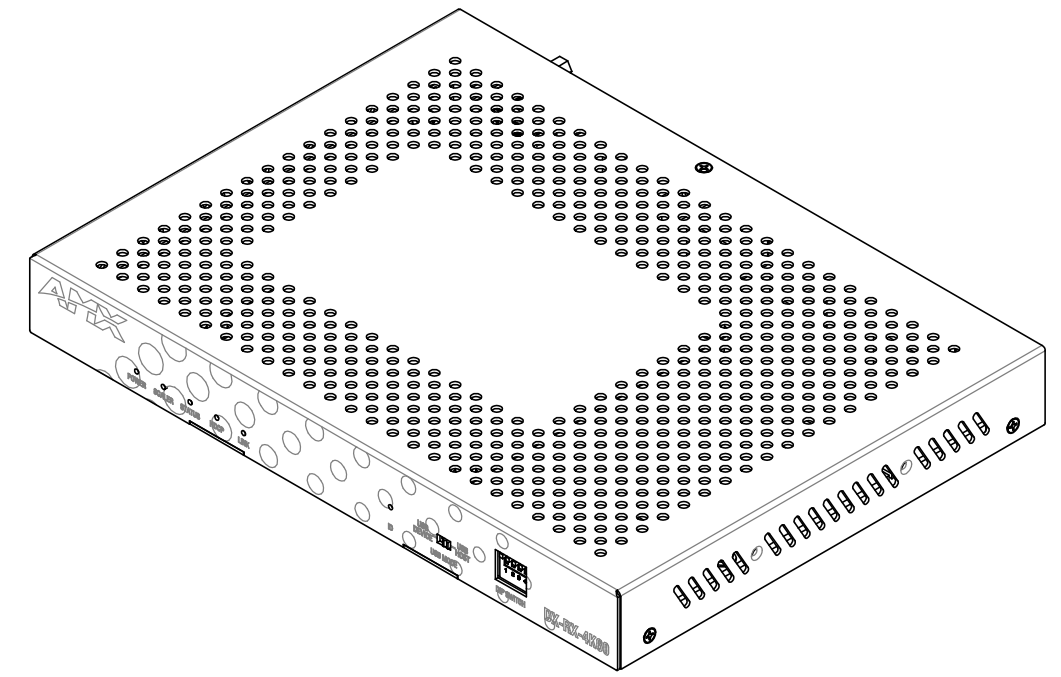

0.36 [9.2]

6.30 [160]

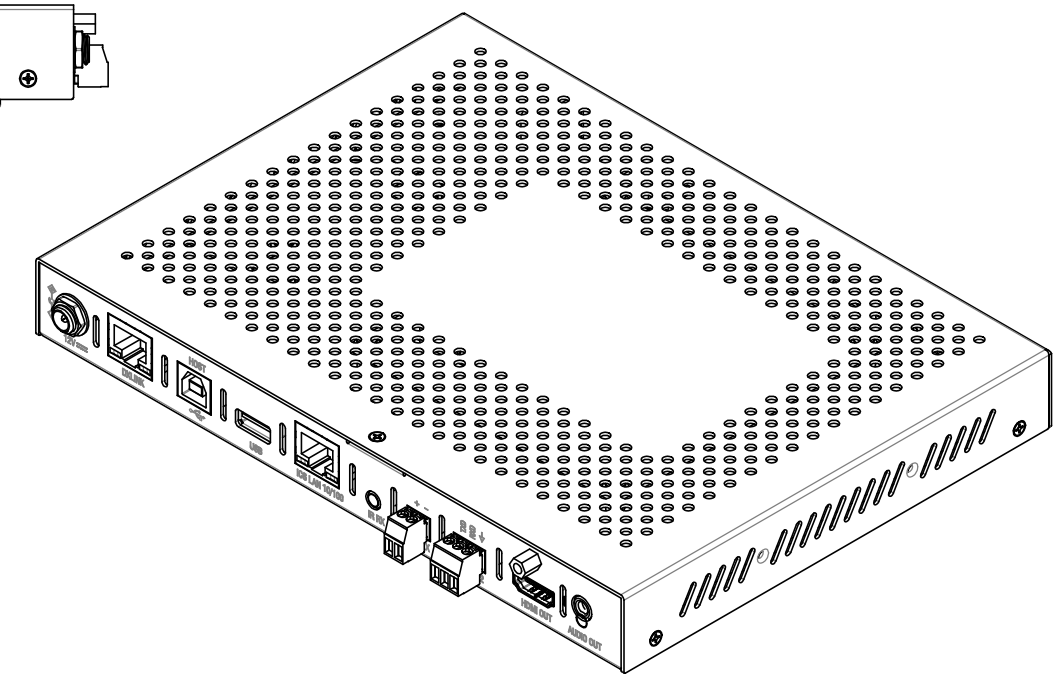
8.66 [220]

0.98 [25]

0.12 [3]  
(RUBBER PADS ARE REMOVABLE)



BACK VIEW



- NOTE:
- Unit: inch [mm]
  - Detailed dimensions refer to DXF/DWG file.

PROPRIETARY AND CONFIDENTIAL PROPERTY OF HARMAN. DO NOT DISCLOSE, REPRODUCE, OR PUBLISH WITHOUT WRITTEN HARMAN APPROVAL.  <b>ROHS/REACH</b> RESTRICTION OF HAZARDOUS SUBSTANCES/REGISTRATION, EVALUATION, AUTHORIZATION, AND RESTRICTION OF CHEMICALS ALL MATERIALS USED IN THIS PART MUST BE ROHS/REACH COMPLIANT. SUPPLIER SHALL PROVIDE A CERTIFICATE OF ROHS COMPLIANCE AND A REACH DECLARATION OF SUBSTANCES WITH THE FIRST ARTICLE.	TOLERANCES UNLESS OTHERWISE SPECIFIED INCHES 0.XXX ± 0.005" 0.XX ± 0.01" 0.X ± 0.02" FRACTIONNAL ± 1/32	MILLIMETERS 0.XXX ± 0.1mm 0.XX ± 0.2 mm 0.X ± 0.5 mm	THIRD ANGLE PROJECTION 	<b>HARMAN</b> TITLE DWG, PICTORIAL, DX-RX-4K60
	DIMENSIONS SHOWN ARE FOR REFERENCE AND INSPECTION ONLY. REFER TO CAD MODEL PROVIDED WITH THIS DRAWING FOR OVERALL DEFINITION OF PART GEOMETRY.	ANGULAR: ± 0.5° BREAK ALL SHARP EDGES (XXX) INSPECTION DIMENSION	DRAWN BY Panden Xiong DESIGNED BY PXiong PROJECT MANAGER/ENGINEER Xiong, Panden	DATE 2019/11/22 DATE  NO. FG1010-512-01_PICTORIAL REV B