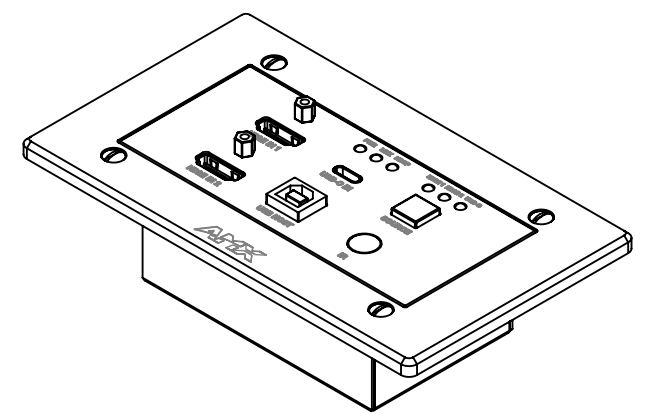
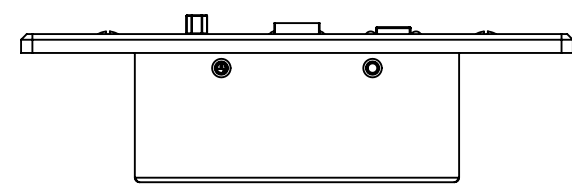
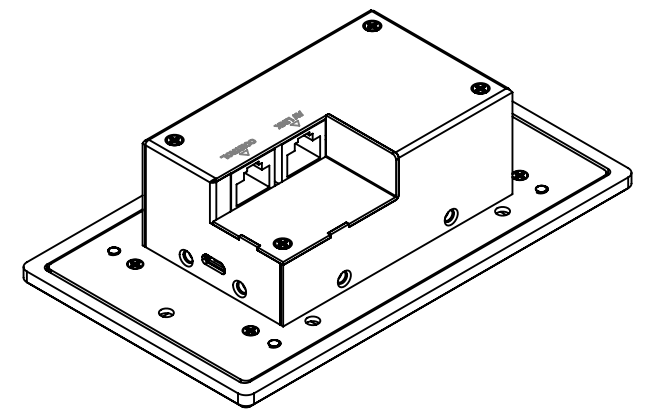
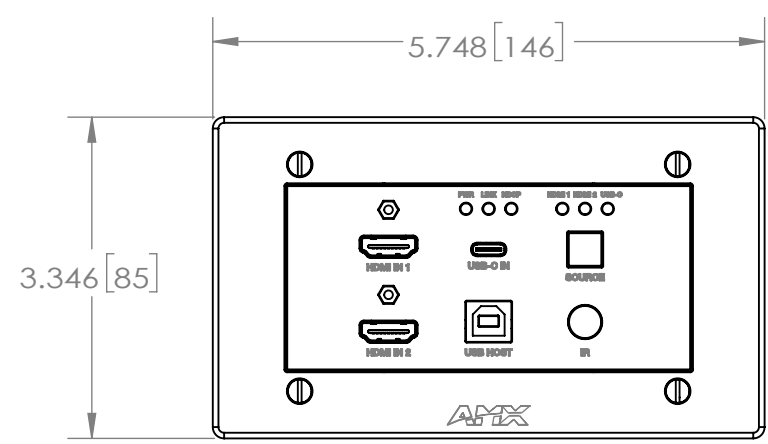
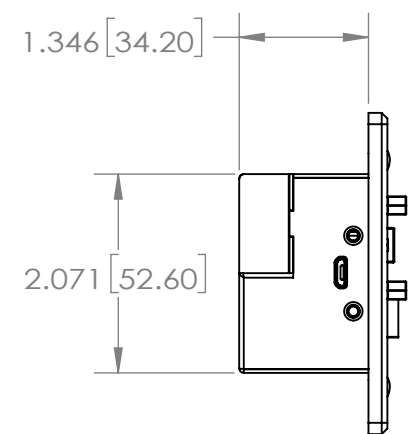
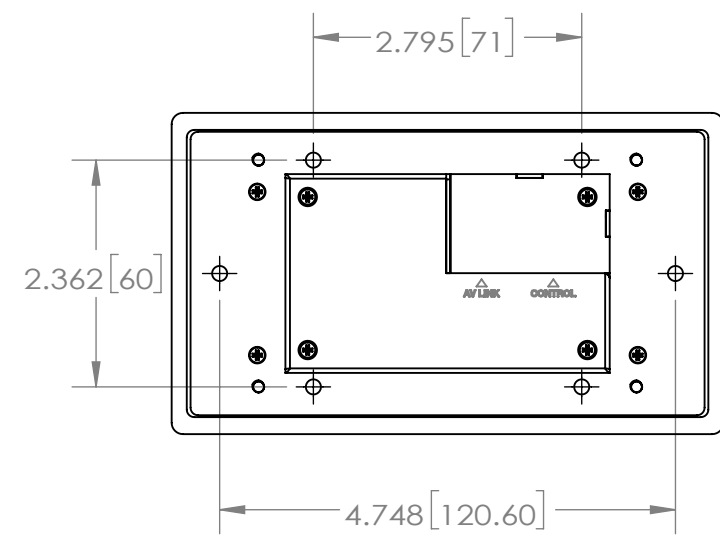
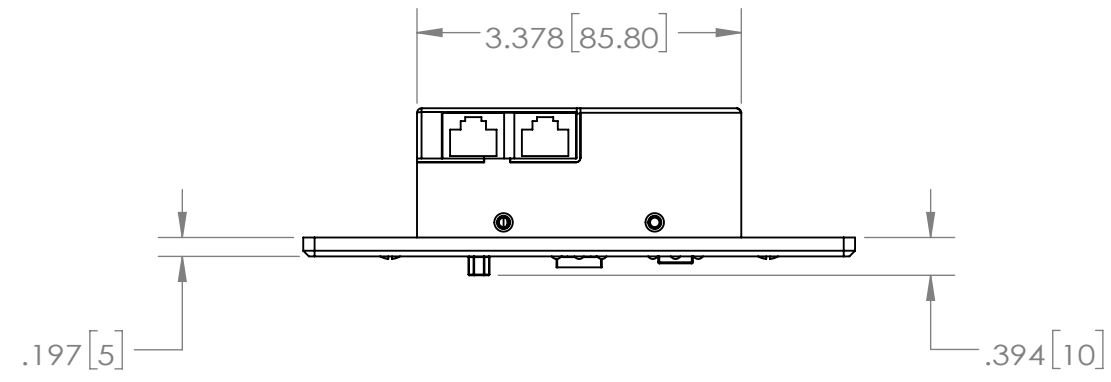


REVISION HISTORY			
DATE	REV.	DESCRIPTION	BY
2022/10/19	B	Update to Harman DWG format	PXiong



NOTES:  
 1. Unit: inch [mm]  
 2. Detailed dimensions refer to DWG/DXF files.

2022 © HARMAN INTERNATIONAL INDUSTRIES, INCORPORATED. ALL RIGHTS RESERVED. DO NOT USE, DISCLOSE, SELL, REPRODUCE, PUBLISH OR MODIFY WITHOUT AUTHORIZED WRITTEN HARMAN PERMISSION.

**ROHS**  
 RESTRICTION OF HAZARDOUS SUBSTANCES  
 ALL MATERIALS USED IN THIS PART MUST BE ROHS COMPLIANT  
 SUPPLIER SHALL PROVIDE A CERTIFICATE OF ROHS COMPLIANCE WITH THE FIRST ARTICLE.

DIMENSIONS SHOWN ARE FOR REFERENCE AND INSPECTION ONLY. REFER TO CAD MODEL PROVIDED WITH THIS DRAWING FOR OVERALL DEFINITION OF PART GEOMETRY.

THIRD ANGLE PROJECTION

DRAWN BY: PXiong  
 DATE: 2022/10/18

DESIGNED BY: PXiong  
 DATE: 2022/10/18

PROJECT MANAGER/ENGINEER

**HARMAN**

TITLE: DWG, PICTORIAL, JPK-1300-EK (TX)

NO. AMX-VTK0001EK REV B

SIZE B SCALE 1:2 DO NOT SCALE DRAWING SHEET OF