| REVISION HISTORY | | | |
|---|---|---|---|
| DATE | REV. | DESCRIPTION | BY |

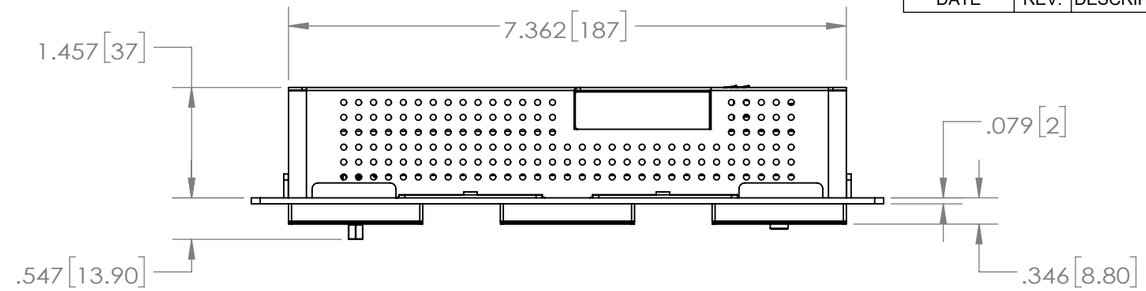


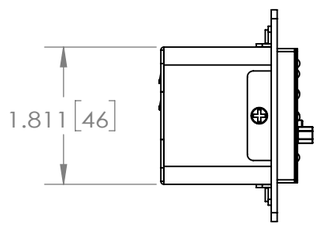


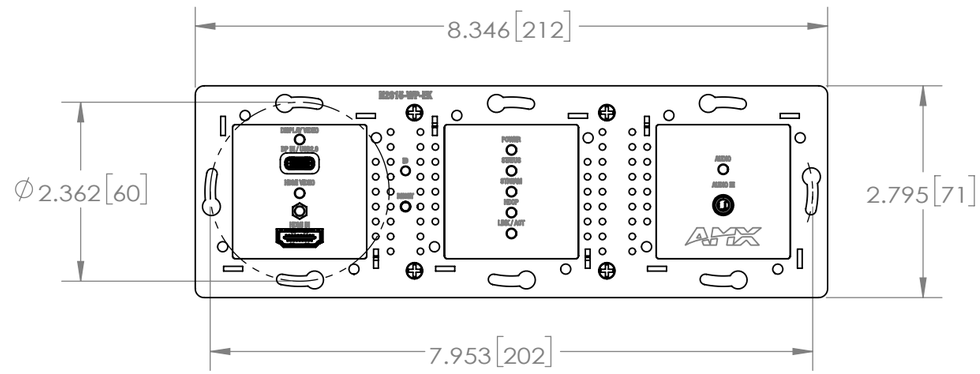


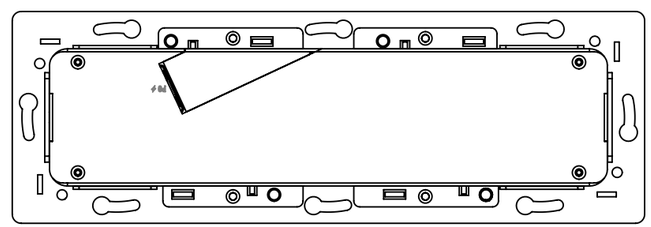

BACK VIEW

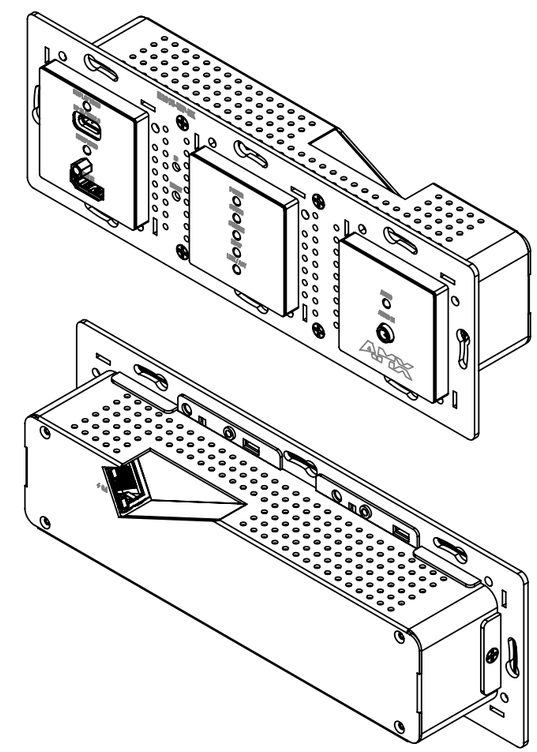

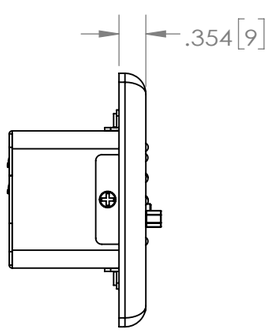


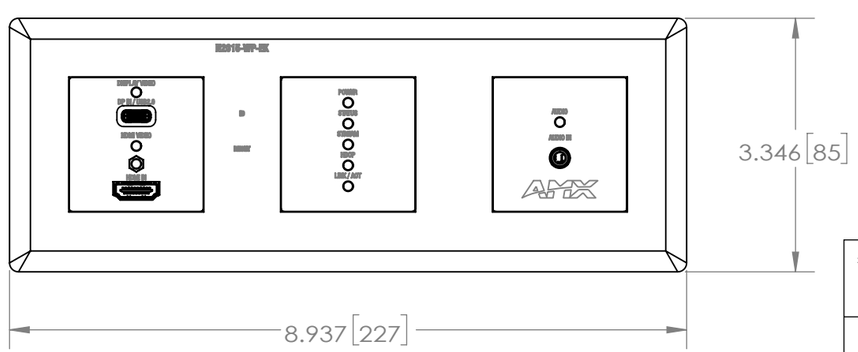


NOTES:

1. Unit: inch [mm]
2. Detialed dimensions refer to DWG/DXF files.

2023 © HARMAN INTERNATIONAL INDUSTRIES, INCORPORATED. ALL RIGHTS RESERVED. DO NOT USE, DISCLOSE, SELL, REPRODUCE, PUBLISH OR MODIFY WITHOUT AUTHORIZED WRITTEN HARMAN PERMISSION.

ROHS
RESTRICTION OF HAZARDOUS SUBSTANCES
ALL MATERIALS USED IN THIS PART MUST BE ROHS COMPLIANT.
SUPPLIER SHALL PROVIDE A CERTIFICATE OF ROHS COMPLIANCE WITH THE FIRST ARTICLE.

DIMENSIONS SHOWN ARE FOR REFERENCE AND INSPECTION ONLY. REFER TO CAD MODEL PROVIDED WITH THIS DRAWING FOR OVERALL DEFINITION OF PART GEOMETRY.

THIRD ANGLE PROJECTION

| | |
|---|---|
| DRAWN BY: PXiong | DATE: 2023/2/7 |
| DESIGNED BY | DATE |
| PROJECT MANAGER/ENGINEER | |

HARMAN

TITLE: DWG,PICTORIAL,NMX-ENC-N2615-WP-EK

NO. AMX-N26E011-EK REV A

SIZE B | SCALE 1:2 | DO NOT SCALE DRAWING | SHEET 1 OF 1