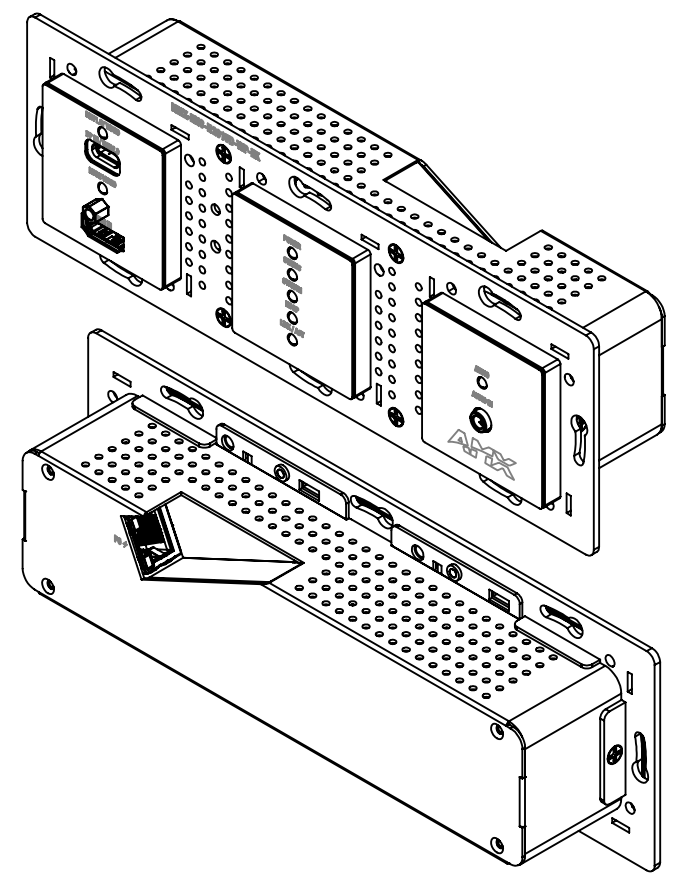
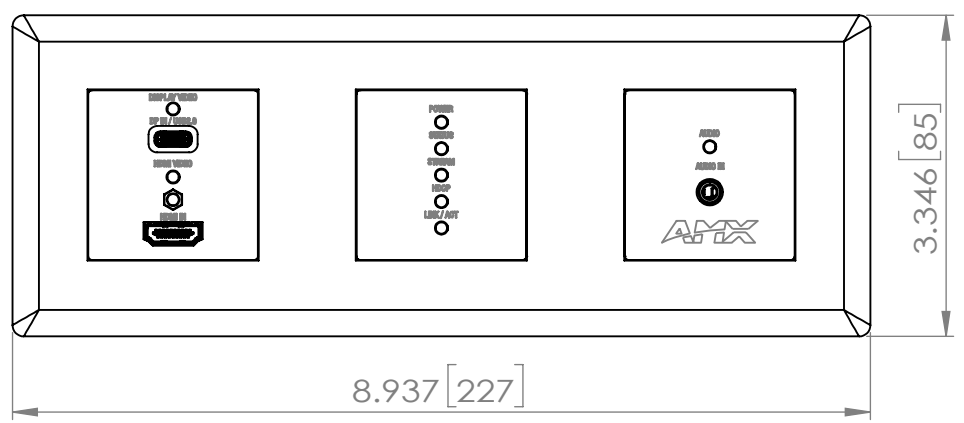
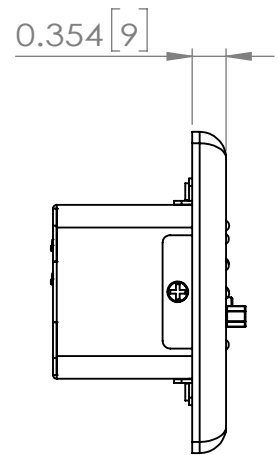


BACK VIEW



NOTES:
 1. Unit: inch [mm]
 2. Detailed dimensions refer to DWG/DXF files.

<small>2024 © HARMAN INTERNATIONAL INDUSTRIES, INCORPORATED. ALL RIGHTS RESERVED. DO NOT USE, DISCLOSE, SELL, REPRODUCE, PUBLISH OR MODIFY WITHOUT AUTHORIZED WRITTEN HARMAN PERMISSION.</small> ROHS <small>RESTRICTION OF HAZARDOUS SUBSTANCES ALL MATERIALS USED IN THIS PART MUST BE ROHS COMPLIANT SUPPLIER SHALL PROVIDE A CERTIFICATE OF ROHS COMPLIANCE WITH THE FIRST ARTICLE.</small>	THIRD ANGLE PROJECTION 		HARMAN	
	DRAWN BY PXiong	DATE 2024/6/24	TITLE DWG, PICTORIAL, NMX-ENC-N2615D-WP-EK	
DESIGNED BY	DATE	NO. AMX-N26E013-EK	REV A	
PROJECT MANAGER/ENGINEER	SIZE B	SCALE 1:2	DO NOT SCALE DRAWING	
<small>DIMENSIONS SHOWN ARE FOR REFERENCE AND INSPECTION ONLY. REFER TO CAD MODEL PROVIDED WITH THIS DRAWING FOR OVERALL DEFINITION OF PART GEOMETRY.</small>	SHEET 1	OF 1		