

REVISION HISTORY			
DATE	REV.	DESCRIPTION	BY
2020/7/14	B	DRAWING NUMBER CHANGED.	PXiong

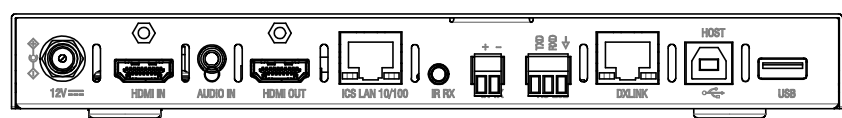
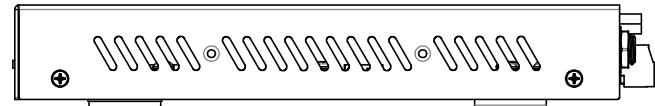
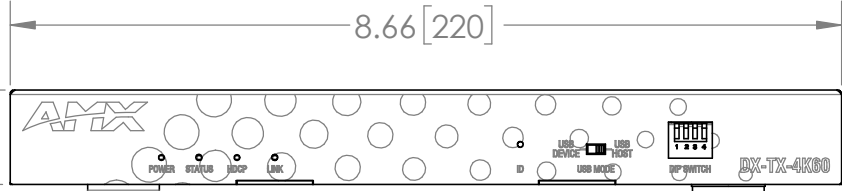
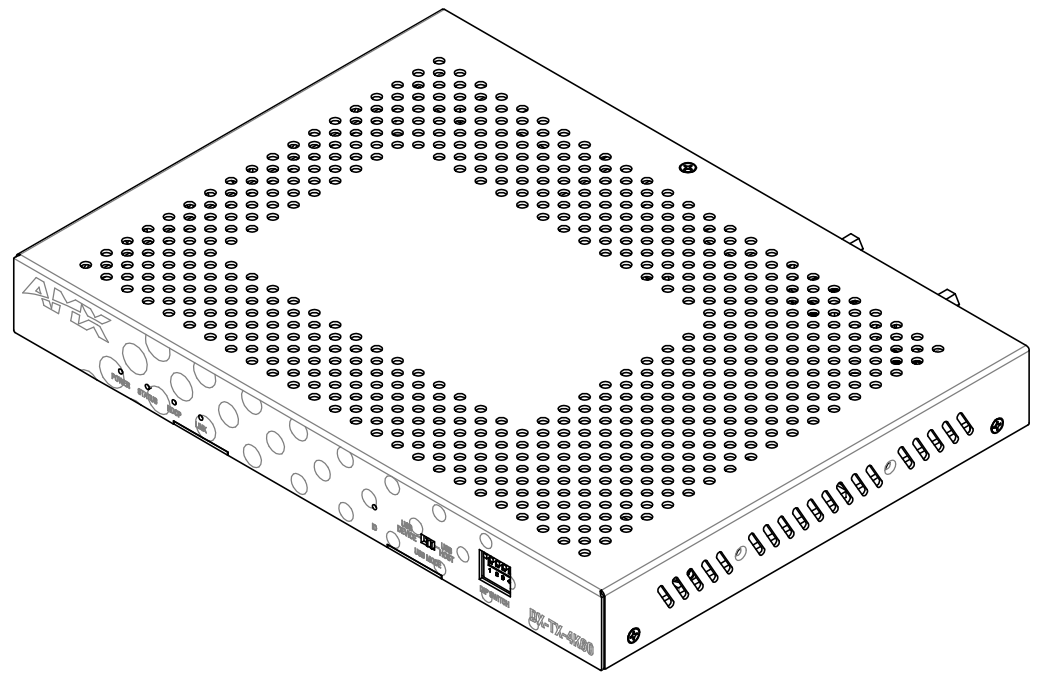

0.36 [9.2]

6.30 [160]

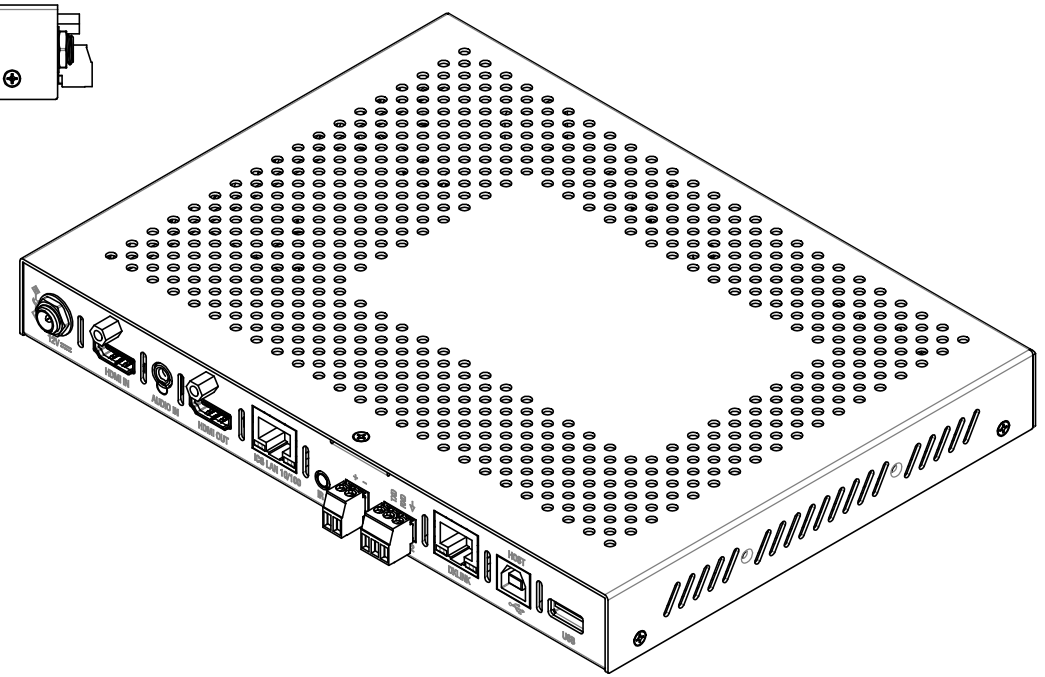
8.66 [220]

0.98 [25]

0.12 [3]
(RUBBER PADS ARE REMOVABLE)



BACK VIEW



- NOTE:
- Unit: inch[mm]
 - Detailed dimensions refer to DXF/DWG file.

PROPRIETARY AND CONFIDENTIAL PROPERTY OF HARMAN. DO NOT DISCLOSE, REPRODUCE, OR PUBLISH WITHOUT WRITTEN HARMAN APPROVAL. ROHS/REACH RESTRICTION OF HAZARDOUS SUBSTANCES/REGISTRATION, EVALUATION, AUTHORIZATION, AND RESTRICTION OF CHEMICALS ALL MATERIALS USED IN THIS PART MUST BE ROHS/REACH COMPLIANT. SUPPLIER SHALL PROVIDE A CERTIFICATE OF ROHS COMPLIANCE AND A REACH DECLARATION OF SUBSTANCES WITH THE FIRST ARTICLE.	TOLERANCES UNLESS OTHERWISE SPECIFIED INCHES 0.XXX ± 0.005" 0.XX ± 0.01" 0.X ± 0.02" FRACTIONNAL ± 1/32	MILLIMETERS 0.XXX ± 0.1mm 0.XX ± 0.2 mm 0.X ± 0.5 mm	THIRD ANGLE PROJECTION 	HARMAN TITLE DWG, PICTORIAL, DX-TX-4K60
	DIMENSIONS SHOWN ARE FOR REFERENCE AND INSPECTION ONLY. REFER TO CAD MODEL PROVIDED WITH THIS DRAWING FOR OVERALL DEFINITION OF PART GEOMETRY.	DRAWN BY Panden Xiong DESIGNED BY PXiong PROJECT MANAGER/ENGINEER Xiong, Panden	DATE 2019/11/22 DATE	NO. FG1010-312-01_PICTORIAL REV B